

- ▲ TUFF-POST is designed to raise the height of a Frogline Lifeline system 900mm.
- ▲ Designed to be submerged into garden beds, water and other mediums.
- ▲ Designed to be **anchored into concrete** (steel bolted version available).



The building or structure for the anchorages must be assessed by an engineer, unless it is clear to a competent height safety installer that the structure is adequate. Refer to system information for site specific use.



SCAN ME  
safetylink.com



SCAN ME  
FrogLine In Use  
Video



SCAN ME  
Catalogue







SCAN ME  
Installation  
Handbook



SCAN ME  
Chemical Adhesive  
Data Sheet



SCAN ME  
Safety Centre  
Training

PRODUCT COMPONENTS	DESCRIPTION	MATERIAL	QTY	ANCHOR
<b>TUFF POST END ANCHOR – PRODUCT CODE: STAT.FROGTUFF002C-900R</b>				
FROGLINE END	FrogLine Base End	316SS	1	
BOLT-M16x50mm-SS	Bolt: M16x50mm Set Screw	316SS	1	
WASHER M16_SPRING	Spring Washer: M16	316SS	1	
WASHER M16_DONUT	Washer: DonutLink M16	316SS	1	
TUFF-POST900R	TUFF-POST 900mm (Round)	316SS	1	
CON-M12x160	Anchor Rod M12X160, Nut, Spring Washer, Washer	316SS	4	
<b>TUFF POST INTERMEDIATE ANCHOR – PRODUCT CODE: STAT.FROGTUFF001C-900R</b>				
FROGLINE INT	FrogLine Base Intermediate	316SS	1	
BOLT-M16x50mm-SS	Bolt: M16x50mm Set Screw	316SS	1	
WASHER M16_SPRING	Spring Washer: M16	316SS	1	
WASHER M16_DONUT	Washer: DonutLink M16	316SS	1	
TUFF-POST900R	TUFF-POST 900mm (Round)	316SS	1	
CON-M12x160	Anchor Rod M12X160, Nut, Spring Washer, Washer	316SS	4	
<b>TUFF POST INTERMEDIATE EXT ANCHOR – PRODUCT CODE: STAT.FROGTUFF008C-900R</b>				
FROGLINE INT_EXT	FrogLine Base Intermediate Extended	316SS	1	
BOLT-M16x50mm-SS	Bolt: M16x50mm Set Screw	316SS	1	
WASHER M16_SPRING	Spring Washer: M16	316SS	1	
WASHER M16_DONUT	Washer: DonutLink M16	316SS	1	
TUFF-POST900R	TUFF-POST 900mm (Round)	316SS	1	
CON-M12x160	Anchor Rod M12X160, Nut, Spring Washer, Washer	316SS	4	
<b>TUFF POST CORNER ANCHOR – PRODUCT CODE: STAT.FROGTUFF003C-900R</b>				
FROGLINE CNR	FrogLine Base Corner	316SS	1	
BOLT-M16x50mm-SS	Bolt: M16x50mm Set Screw	316SS	1	
WASHER M16_SPRING	Spring Washer: M16	316SS	1	
WASHER M16_DONUT	Washer: DonutLink M16	316SS	1	
TUFF-POST900R	TUFF-POST 900mm (Round)	316SS	1	
CON-M12x160	Anchor Rod M12X160, Nut, Spring Washer, Washer	316SS	4	

### Rated 15kN one person anchor

1. To comply with Australian/European Standards each TUFF-POST unit must be tested after installation.
2. Test consists of ultimate pull out force proof loading to 50% (7.5kN) of design purpose (15kN) of anchorage.
3. Allow sufficient time for curing before testing, see instructions on fastener container.
4. Recommended chemical anchor: Fischer FIS-V as per Fischer Product Supplement Data sheets.

All products must be installed in accordance with SafetyLink's installation handbook, using only products supplied by SafetyLink Pty Ltd.



© 2018, SafetyLink Pty Ltd, Australia.

Patents: SafetyLink Pty Ltd has a multitude of patents, patents pending, design applications, trademarks and copyrighted documents both lodged and issued. Should you wish to know the progress of our intellectual property on a specific product please email us on [ip@safetylink.com](mailto:ip@safetylink.com) and quote the product code.

Doc ID: MKT-879 Version: 6.0